

ATAD2B Bromodomain Assay Service (ThermoShift)

ATAD2B-GST [Reader Domain Assay](#) for compound screening and profiling using the thermoshift assay format to measure compound binding to the target.

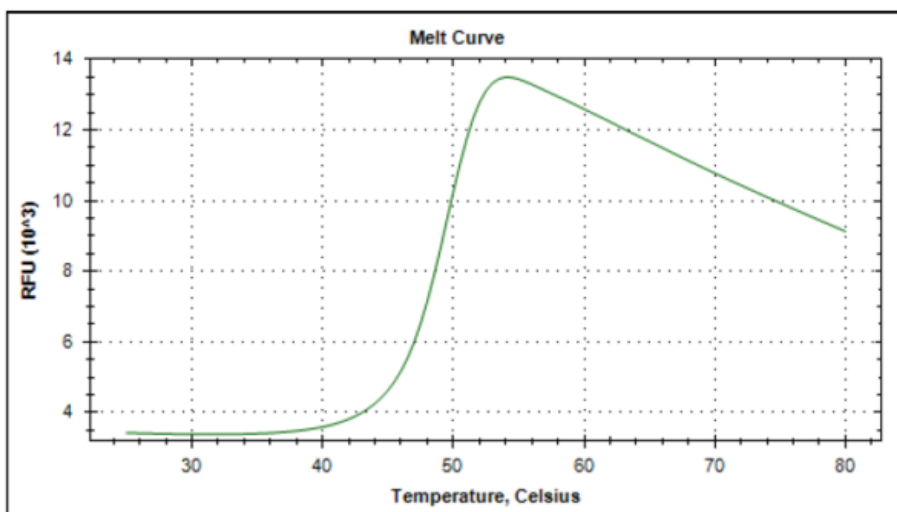
Target Overview

CAT#	Tm-ATAD2B-GST
Protein	Human ATAD2B bromodomain, GST tagged
Synonyms	ATPase family AAA domain-containing protein 2B

Assay Properties

Readout	Thermal stability change after ligand binding
Concentration of protein in assay	0.1 mg/ml (2.58 μ M)
Concentration of compound in assay	25 μ M
Apo form T_m ($^{\circ}$C)	49,5
Reference Compound T_m s:	No stabilization was observed in the presence of control compounds (JQ1, PFI1, CBP112, Bromosporine, SGC-CBP30, BET151, RVX-208, GSK2801 and PFI3)
Scientific Information	Q9ULI0 (http://www.uniprot.org/uniprot/Q9ULI0)
Screening Location	Malvern, USA
Further information	More information can be found on our website Reader Domain Assay Services .


Melt Curve



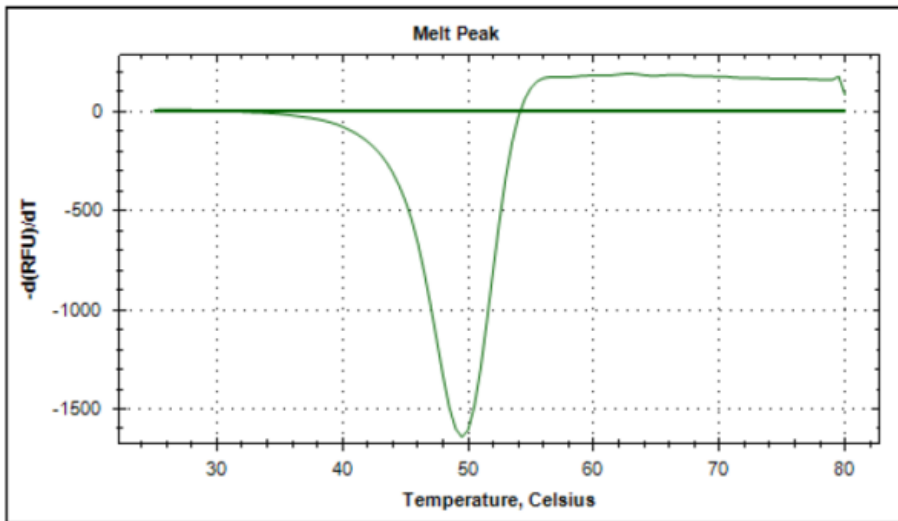
Let's Discover Together.

© May 2022 **Reaction Biology**. All rights reserved.

https://www.reactionbiology.com/datasheet/atad2b-gstreader_thermoshift_malvern



Melt Peak



Let's Discover Together.

© May 2022 **Reaction Biology**. All rights reserved.

https://www.reactionbiology.com/datasheet/atad2b-gstreader_thermoshift_malvern

