

BRD2-1 Bromodomain Assay Service (ThermoShift)

BRD2-1-GST [Reader Domain Assay](#) for compound screening and profiling using the thermoshift assay format to measure compound binding to the target.

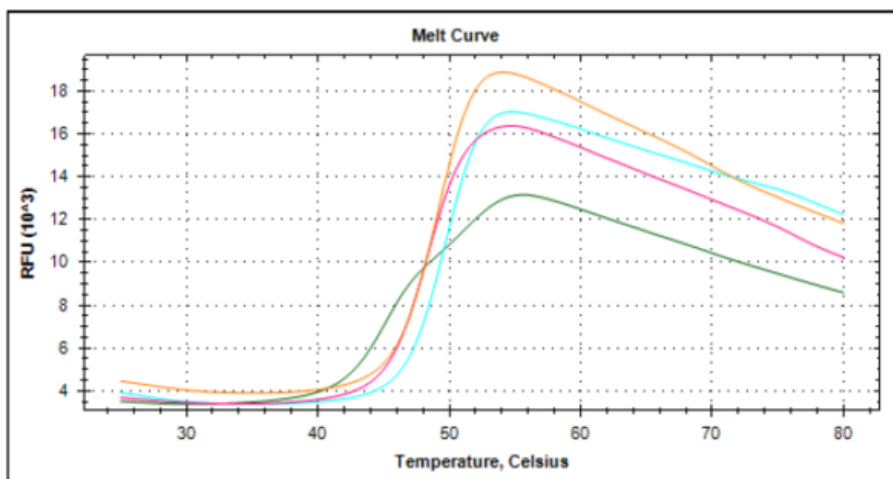
Target Overview

CAT#	Tm-BRD2-1-GST
Protein	Human BRD2-1 bromodomain, GST-tagged
Synonyms	O27.1.1, RING3

Assay Properties

Readout	Thermal stability change after ligand binding
Concentration of protein in assay	0.075 mg/ml (1.8 μ M)
Concentration of compound in assay	25 μ M
Apo form T_m ($^{\circ}$ C)	45
Reference Compound T_m s:	JQ1 - 4 (Orange) PFI1 - 3.5 (Pink) BET151 - 4.5 (Blue) No stabilization was observed in the presence of other control compounds (CBP112, SGC-CBP30, RVX-208, GSK2801 and PFI3)
Scientific Information	P25440 (http://www.uniprot.org/uniprot/P25440)
Screening Location	Malvern, USA
Further information	More information can be found on our website Reader Domain Assay Services .


Melt Curve



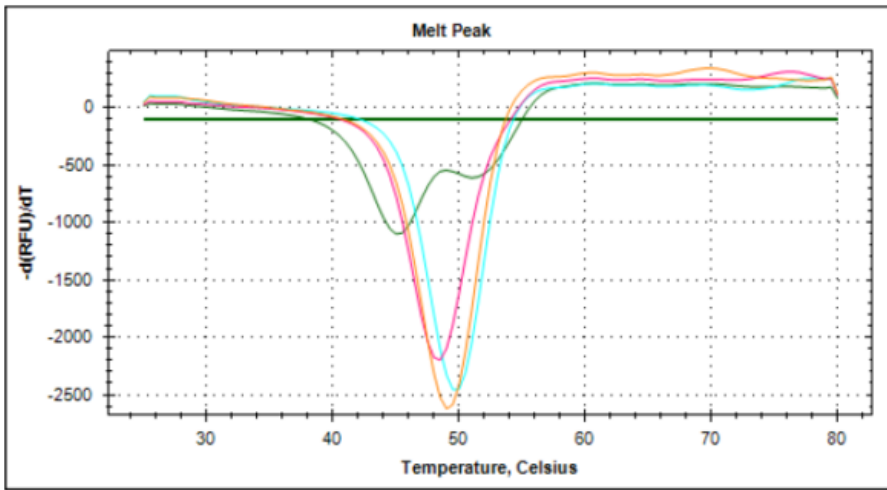
Let's Discover Together.

© May 2022 **Reaction Biology**. All rights reserved.

https://www.reactionbiology.com/datasheet/brd2-1-gstreader_thermoshift_malvern



Melt Peak



Let's Discover Together.

© May 2022 **Reaction Biology**. All rights reserved.

https://www.reactionbiology.com/datasheet/brd2-1-gstreader_thermoshift_malvern

